

1 IPHelper



<http://downloadstore.boschsecurity.com/>




2 Lens Wizard

Configuration >> Camera >> Installer Menu

Installer Menu

Base frame rate: 30 fps

Video format: H264 H265

Camera LED: Enabled Disabled

Recommended IF:

Image rotation: 90°

Mirror image: On Off

Button WEP47: Enabled Disabled

Analog output: 16:9 pillarbox

Reboot device:

Factory defaults:

3 Zoom & Focus

Set lens to default position

Optical zoom:

Autofocus:

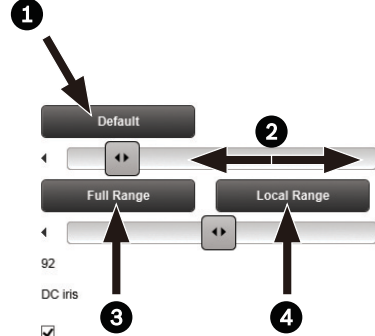
Focus position: 92

Focus indicator:


Lens type:

DC iris:


IR-corrected lens:



4 View & Configure



<http://downloadstore.boschsecurity.com/>



FLEXIDOME IP 4000i/5000i

NDE-4502-A | NDE-4502-AL
NDE-5503-A | NDE-5503-AL



Quick Installation Guide

Bosch Security Systems B.V.
Torenallee 49
5617 BA Eindhoven
The Netherlands
www.boschsecurity.com
© Bosch Security Systems B.V., 2017

