

# DIVAR network 5000 recorder

www.boschsecurity.com



**BOSCH**  
Invented for life



- ▶ 32 IP channels with 320 Mbps incoming bandwidth
- ▶ 12 MP IP camera support for view and playback
- ▶ Real time live display for 16 channels @1080p or 4 channels @4k
- ▶ Extended rack-mount unit with advanced connections
- ▶ Separate internet and IP camera networks

Connect this recorder to a maximum of 32 IP cameras that use the latest H265/H264 high-resolution video technology and state-of-the-art compression techniques.

These advanced technologies, coupled with efficient network data transmission, deliver the high security and reliability required for modern surveillance systems. Simultaneous remote or local monitoring, recording, archive and playback functions are guided by simple menu selections and operator commands. The recorders can be installed with a maximum of 4 internal HDDs for video storage. Another option is two HDDs for storage, plus a DVD burner for video export. Use the recorder as a desktop model or in a standard rack mount.

## Functions

### Latest video compression technology

The DIVAR supports H.264 video compression technology and is H.265-ready for the newest H.265 technology cameras to be released by Bosch. This technology dramatically reduces bandwidth and storage requirements while still delivering superb image and audio quality. Equipped with this newest video technology, DIVAR gives you the full benefits of the latest high-resolution cameras. The proof is in the pixels.

### Camera IP support

The recorder supports Bosch IP cameras (and 3<sup>rd</sup> party IP cameras) complying to the ONVIF Profile S specifications.

The recorder only supports IP cameras with a firmware version 6.30 or higher.

### Simultaneous record and view

The DIVAR records multiple video and audio signals while simultaneously providing live multi-screen viewing and playback. Comprehensive search and playback functions provide quick recall and viewing of recorded video.

The DIVAR has a real-time display resolution of 1080p for 16 channels simultaneously, or 4K for 4 channels.

### PoE+ switch

The recorders with a built-in PoE+ switch can supply power to a maximum of 16 connected cameras. Each camera automatically receives its IP address from the recorder for simple plug-and-play operation.

### Simple operation

The DIVAR is very easy to install and use. Simply connect the cameras, apply power, and follow the simple Install Wizard steps for initial setup. The unit can then record automatically with no further intervention required.

## DDNS

Bosch offers its customers free Dynamic Domain Name Services (DDNS) for access to network-connected devices via a "friendly" hostname without the need for costly static IP addresses. This makes it easier for uninterrupted access to important video from devices regardless of their location.

## Alarms

All models have extensive alarm handling functions and telemetry control. Alarm functions include local inputs and relay outputs, plus motion detection in user-defined areas. If an alarm is detected, the DIVAR can:

- send an e-mail notification and/or FTP push
- sound a buzzer and/or display a warning
- activate local alarm output

## Local control

The unit can be easily operated and programmed via the on-screen display menu system using:

- the supplied mouse
- the front panel control keys
- the supplied remote control

## Inputs and outputs

Video inputs, audio inputs/output, and alarm inputs/outputs are located on the rear panel.

Two video connectors (VGA/HDMI) provide simultaneous output for monitor A for live display (with zoom) and playback (display can be frozen and zoomed). The displays allow full-screen, multi-screen, and sequenced viewing.

A second HDMI connection provides custom camera views for a monitor B.

## Network control

Use the PC software or built-in web application via a network for live viewing, playback, and configuration.

## Watermark

The DIVAR includes an authenticity check for both local and remote archives, ensuring recording integrity. An Archive Player is provided for playback of secure video files and to check if video is authentic.

## Smartphone App

A DIVAR Viewer App from Bosch for iOS and Android devices is available for:

- live and playback viewing
- recorder configuration
- PTZ control

This means you can watch live video from cameras connected to the DVR from anywhere in the world. You can also control focus, pan, tilt and zoom on PTZ-enabled cameras.

## Dome control

The DIVAR can control pan/tilt/zoom (PTZ) equipment using commands sent via IP connection (using ONVIF protocol for supported devices).

## Intuikey keyboard

One Bosch Intuikey keyboard can be connected to this unit to control dome cameras.

## RAID software

Units installed with 2 HDDs can support RAID 1 software for mirroring drives. Units installed with 4 HDDs can support RAID 5 software.


Using RAID has a large impact on the system performance. To keep the playback smooth, Bosch recommends to limit the playback to 4 channels.

## Certifications and approvals





Standards		
Alarm	EN 50130-5:2011, Alarm systems - Part 5: Environmental test methods, Class I, Fixed equipment	
Lightning protection	To ALL long input / output - and supply-wiring. Alarm inputs and relay output, Video inputs and Outputs, dome-control outputs, power-cable, Audio In/Out. ± 0.5, 1kV line to line, ± 0.5, 1 and 2kV line to earth	
EMC + Safety - Europe		
EU Directives	2014/35/EU (LVD), 2014/30/EU (EMC), 2011/65/EU (RoHS)	
EMC Emission	EN 55032:2012/AC2013, class B	
EMC Immunity	EN 50130-4:2011/A1:2014	
EMC mains Harmonics	EN 61000-3-2:2014	
EMC Mains fluctuations	EN 61000-3-3:2013	
LVD Safety	CB scheme + IEC/EN/UL 62368-1:2014/AC:2015	
RoHS	EN 50581:2012	
EMC + Safety - USA and Canada		
EMC USA	47CFR part 15 (FCC), Class B	
Safety USA (UL, cUL)	UL 62368-1, Edition 2, Dec 1, 2014	
Safety Canada	CAN/CSA-C22.2 No. 62368-1	
India		
BIS (Bureau of Indian Standards)	BIS registration for external Power adapter (comes / packed with the main product)	
Australia		
ACMA EMC	RCM logo on product label	
Region	Regulatory compliance/quality marks	
Australia	RCM	DOC SAL Variants
	RCM	DOC SAL
Europe	CE	ST-VS 2016-E-087

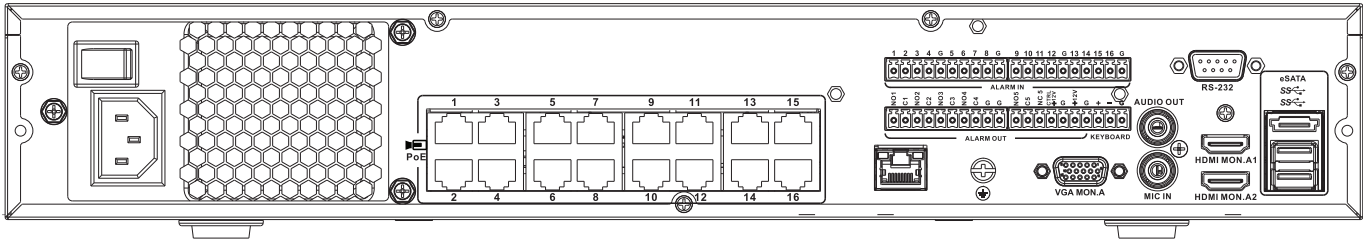
Region	Regulatory compliance/quality marks	
USA	UL	FCC & UL
	FCC	FCC & UL

**Installation/configuration notes**



*DIVAR 5000 network back panel (no PoE)*

	RJ45 video input for max. 32 IP cameras connected via external switch (optional with DHCP configuration)
	RJ45 Ethernet connection (10/100/1000Base-T according to IEEE802.3)
<b>VGA MON.A</b>	1 D-SUB (Monitor output)
<b>HDMI MON.A1</b>	1 HDMI (Monitor output in maximum 4k resolution)
<b>HDMI MON.A2</b>	1 HDMI (output for spot monitor that supports live multiscreen)
<b>ALARM IN</b>	16 screw terminal inputs, cable diameter AWG26-16 (0.4–1.29 mm)
<b>ALARM OUT</b>	6 screw terminal outputs, cable diameter AWG26-16 (0.4–1.29 mm)
<b>KEYBOARD</b>	Screw terminals, cable diameter AWG26-16 (0.4–1.29 mm)
<b>AUDIO OUT</b>	1 RCA (Audio output)
<b>MIC IN</b>	1 RCA (Audio input)
<b>RS-232</b>	DB9 male, 9-pin D-type (for service)
	Two USB (3.0) connectors for mouse or USB memory device; one USB (2.0) also on front panel
<b>eSATA</b>	For backup/memory device
Power input with On/Off switch	100~240 VAC, 50-60 Hz, 1.9 A, 75 W
	Ground connection



DIVAR 5000 network back panel (16 PoE)

PoE	16 RJ45 ports (200 W; max. 25.5 W per port) for connecting max. 16 PoE cameras connected with DHCP configuration (max. 32 IP cameras)
	RJ45 Ethernet connection (10/100/1000Base-T according to IEEE802.3)
<b>VGA MON.A</b>	1 D-SUB (Monitor output)
<b>HDMI MON.A1</b>	1 HDMI (Monitor output in maximum 4k resolution)
<b>HDMI MON.A2</b>	1 HDMI (output for spot monitor that supports live multiscreen)
<b>ALARM IN</b>	16 screw terminal inputs, cable diameter AWG26-16 (0.4–1.29 mm)
<b>ALARM OUT</b>	6 screw terminal outputs, cable diameter AWG26-16 (0.4–1.29 mm)
<b>KEYBOARD</b>	Screw terminals, cable diameter AWG26-16 (0.4–1.29 mm)
<b>AUDIO OUT</b>	1 RCA (Audio output)
<b>MIC IN</b>	1 RCA (Audio input)
<b>RS-232</b>	DB9 male, 9-pin D-type
	Two USB (3.0) connectors for mouse or USB memory device; one USB (2.0) also on front panel
<b>eSATA</b>	For backup/memory device
Power input with On/Off switch	100~240 VAC, 50-60 Hz, 5 A, 350 W
	Ground connection

## Technical specifications

Power	
AC input (without PoE)	100–240 VAC; 50-60 Hz; 1.9 A, 75 W
AC input (with PoE)	100–240 VAC; 50-60 Hz; 5 A, 350 W
RTC battery on main PCB	Lithium CR2032, 3 VDC

Maximum main power consumption (no HDD)	8.7 W without PoE 15.2 W with PoE
---	--------------------------------------

Maximum power consumption of PoE+ switch	185 W
--	-------

Maximum power consumption (per PoE+ port)	25.5 W
---	--------

## Mechanical

Dimensions (WxDxH)	440 x 408 x 76 mm (17.3 x 16.1 x 3.0 in)
--------------------	--

Weight without PoE (excluding HDDs and DVD)	6.27 kg (13.8 lb) approx.
---	---------------------------

Weight with PoE switch (excluding HDDs and DVD)	6.37 kg (14.0 lb) approx.
---	---------------------------

## Environmental

Operating temperature (incl. HDD(s) and DVD)	+0°C to +40°C (+32°F to +104°F)
--	---------------------------------

Storage temperature	-40°C to +70°C (-40°F to +158°F)
---------------------	----------------------------------

Operating humidity	<93% non-condensing
--------------------	---------------------

Storage humidity	<95% non-condensing
------------------	---------------------

## Video storage

Internal (option)	Max. 4 SATA HDD or 2 SATA HDD + 1 DVD (R/RW) Max. capacity per HDD: 6 TB Max. supported speed per HDD: 6 Gb/s
-------------------	---

External (option)	eSATA-connected storage device
-------------------	--------------------------------

<b>Alarms and detections</b>	
Motion detection set by camera	Essential or Intelligent Video Analytics (IVA), Motion +
Alarm activations	Video loss, motion detection, input alarm, system alarm
Events triggered by alarm	Recording, PTZ movement, alarm out, email, buzzer, screen message, Mon A and B activated,
Inputs	16 inputs configurable NO/NC, max. input voltage 5 VDC
Outputs	5 relay outputs, 1 open collector
Relay contact	Max. rated, 30 VDC, 2 A continuous or 125 VAC, 1 A (activated)
<b>Exporting</b>	
DVD (optional)	Built-in DVD+R/RW writer
USB	Flash memory or external HDD (FAT32)
Network	Web Client software or Video Client
eSATA	External drive
<b>Playback</b>	
Multi-channel	Simultaneous 1/4/9/16 channels
Mode	Forward, reverse, slow play, fast play, frame-by-frame
Search	Time, channel, type, smart
Network	Video Client, Web client, App
Restrict	Restrict video by user rights for viewing
Protection	Protect video against overwriting
Retention time	Automatically delete recordings after 1 to 365 days
<b>Recording</b>	
Decoding compression	H.265/H.264/MJPEG
Speed	Max. 30 IPS per channel, configurable
Bit rate	16 kbps to 24 Mbps per channel
Record interval	1~120 min (default: 60 min), Pre-record: 1~30 sec, Post-record: 10~300 sec
Mode	Manual, Scheduled (regular, motion detection, alarm), Stop
Resolution IP camera	12MP, 8MP, 6MP, 5MP, 3MP, 1.3MP, 1080p, 720p

<b>Network control</b>	
Ethernet	RJ45 port (10/100/1000 Mbps)
PC software	Video Client, Web client
APPS	iPhone, Android
User access	Maximum 128 users. Bosch advises a maximum of 4 simultaneous connections. More connections can cause performance limitations.
Protocols	HTTP, HTTPS, TCP/IP, IPv4/IPv6, UPnP, RTSP, UDP, SMTP, NTP, DHCP, DNS/DDNS, IP Filter, PPPoE, FTP

<b>Video performance</b>	
Maximum IP camera channels	32
Maximum incoming bandwidth	320 Mbps
Maximum recording bandwidth	320 Mbps
Maximum transmission bandwidth	320 Mbps

<b>Display</b>	
Resolution	3840×2160, 1920×1080, 1280×1024, 1280×720, 1024×768
OSD	Camera title, Time, Video loss, Motion detection, Recording, PTZ

<b>Audio</b>	
MIC Input	1 channel (via RCA) 200 to 3000 mV, 10 kOhm
Output	1 channel (via RCA) 200 to 3000 mV, 5 kOhm
Direction	Bidirectional (audio input and output connected via device)

### Ordering information

**DRN-5532-400N00 Recorder 32ch, 1.5U, no HDD**  
High-resolution recorder for network surveillance systems.  
Recorder 32ch 1.5U w/o HDD  
Order number **DRN-5532-400N00**

**DRN-5532-400N16 Recorder 32ch, 16PoE, 1.5U, no HDD**  
High-resolution recorder for network surveillance systems.  
32 IP camera channels  
16-port PoE switch  
Order number **DRN-5532-400N16**

**DRN-5532-414N00 Recorder 32ch 1.5U 1x4TB**

High-resolution recorder for network surveillance systems.

32 IP camera channels

1 HDD (4 TB)

Order number **DRN-5532-414N00**

---

**DRN-5532-214D00 Recorder 32ch 1.5U 1x4TB DVD**

High-resolution recorder for network surveillance systems.

32 IP camera channels

1 HDD (4 TB); 1 DVD

Order number **DRN-5532-214D00**

---

**DRN-5532-414N16 Recorder 32ch 1.5U 1x4TB 16PoE**

High-resolution recorder for network surveillance systems.

32 IP camera channels

16-port PoE switch

1 HDD (4 TB)

Order number **DRN-5532-414N16**

---

**DRN-5532-214D16 Recorder 32ch 1.5U 1x4TB 16PoE DVD**

High-resolution recorder for network surveillance systems.

32 IP camera channels

16-port PoE switch

1 HDD (4 TB); 1 DVD

Order number **DRN-5532-214D16**

---

**Accessories**

**DVR-XS100-A 24/7 SURVEILLANCE HDD EXPANSION 1TB**

Storage expansion kit. 1 TB

Order number **DVR-XS100-A**

---

**DVR-XS200-A 24/7 SURVEILLANCE HDD EXPANSION 2TB**

Storage expansion kit. 2 TB

Order number **DVR-XS200-A**

---

**DVR-XS300-A 24/7 SURVEILLANCE HDD EXPANSION 3TB**

Storage expansion kit. 3 TB

Order number **DVR-XS300-A**

---

**DVR-XS400-A HDD expansion 4TB**

Storage expansion kit. 4 TB

Order number **DVR-XS400-A**

---

**DVR-XS600-A HDD expansion 6TB**

Storage expansion kit. 6 TB

Order number **DVR-XS600-A**

---

**DVR-XS-DVD-B DVD writer expansion B**

DVD writer Expansion kit B

Order number **DVR-XS-DVD-B**

---

**Represented by:**

**Europe, Middle East, Africa:**  
Bosch Security Systems B.V.  
P.O. Box 80002  
5600 JB Eindhoven, The Netherlands  
Phone: + 31 40 2577 284  
emea.securitysystems@bosch.com  
emea.boschsecurity.com

**Germany:**  
Bosch Sicherheitssysteme GmbH  
Robert-Bosch-Ring 5  
85630 Grasbrunn  
Germany  
www.boschsecurity.com

**North America:**  
Bosch Security Systems, Inc.  
130 Perinton Parkway  
Fairport, New York, 14450, USA  
Phone: +1 800 289 0096  
Fax: +1 585 223 9180  
onlinehelp@us.bosch.com  
www.boschsecurity.us

**Asia-Pacific:**  
Robert Bosch (SEA) Pte Ltd, Security Systems  
11 Bishan Street 21  
Singapore 573943  
Phone: +65 6571 2808  
Fax: +65 6571 2699  
apr.securitysystems@bosch.com  
www.boschsecurity.asia